

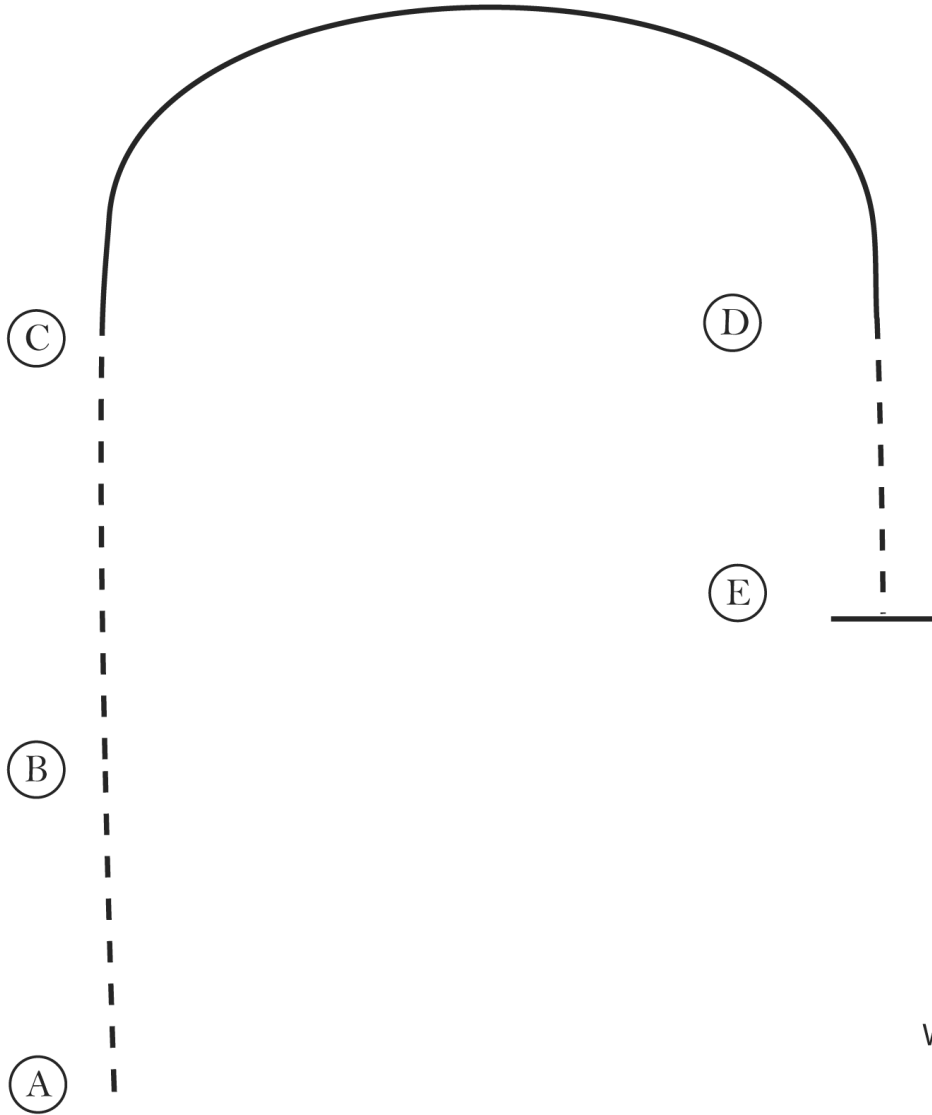
SPRING BREAKOUT

THURSDAY - EQUITATION NOV YTH, NOV AM, ROOKIE

Show Date: March 24-27, 2022

w w w . H o r s e S h o w P a t t e r n s . c o m

w w w . H o r s e S h o w P a t t e r n s . c o m



1. Sitting trot A to B
2. At B posting trot to C on the left diagonal
3. At C canter on the right lead around to D
4. At D posting trot to E on the right diagonal
5. Stop at E

Walk
Trot	- - - - -
Extended Trot	- - - - -
Canter	—————
Leg Yield	
Lead Change	↘ ↙
Back	←←←←← ←←←←←
Marker	(B)
Sidepass	←- - - - - ←

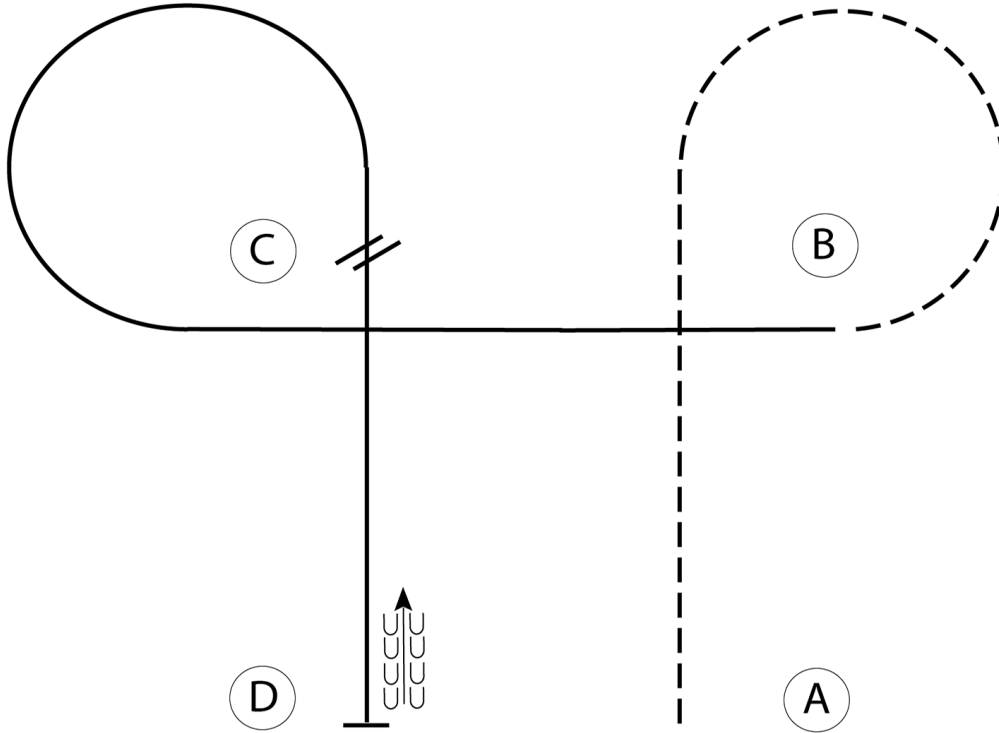
Pattern Provided by:

[HSE/1-14]

SPRING BREAKOUT

FRIDAY - HORSEMANSHIP - 13 & U, 14-18, AMATEUR, SELECT

Show Date: March 24-27, 2022



Be ready at A.

1. Jog A to B.
2. Jog a circle around B.
3. At B, lope on the right lead to C.
4. Lope a circle around C.
5. At C, perform a simple lead change and continue to D.
6. At D, stop and back one horse length.

Follow the instructions of your ring steward.

Walk	-----
Jog	- - - - -
Extended Jog	- - - - -
Lope	—————
Leg Yield	
Lead Change	— / —
Back	← ⊂ ⊂ ⊂ ⊂ ⊂
Marker	⊙
Sidepass	← - - - - - →

[WH/2-13]

Pattern Provided by:

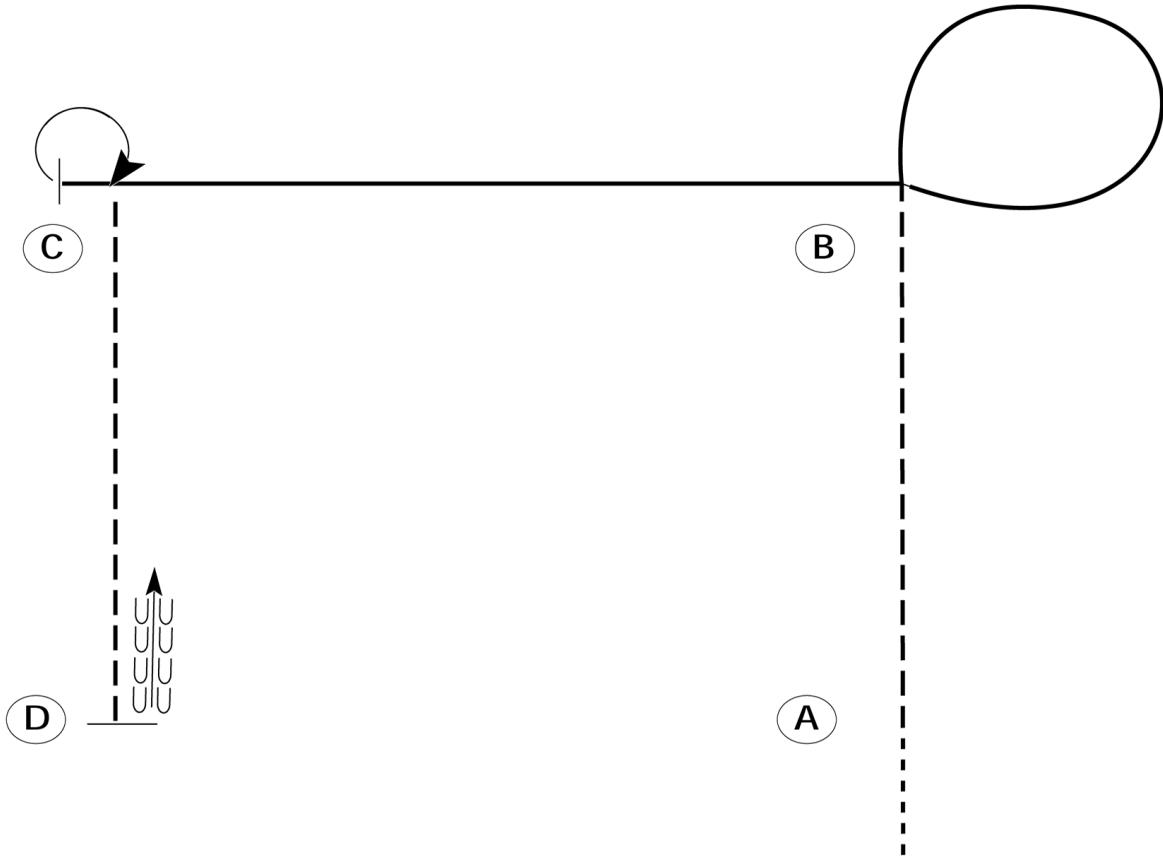
w w w . H o r s e S h o w P a t t e r n s . c o m

w w w . H o r s e S h o w P a t t e r n s . c o m

SPRING BREAKOUT

FRIDAY - HORSEMANSHIP ALL NOVICE, ALL ROOKIE

Show Date: March 24-27, 2022



Be ready before A.

1. Walk to A.
2. Jog to B.
3. Lope on the right lead in a circle to the right.
4. Continue to lope on the right lead to C.
5. Stop at C.
6. Turn 270 degrees to the right.
7. Jog to D.
8. Stop at D and back approximately one horse length.

Follow the instructions of your ring steward.

Walk	-----
Jog	-----
Extended Jog	-----
Lope	—————
Leg Yield	
Lead Change	↙
Back	← ← ←
Marker	(B)
Sidepass	←-----→

[WH/1-50]

Pattern Provided by:

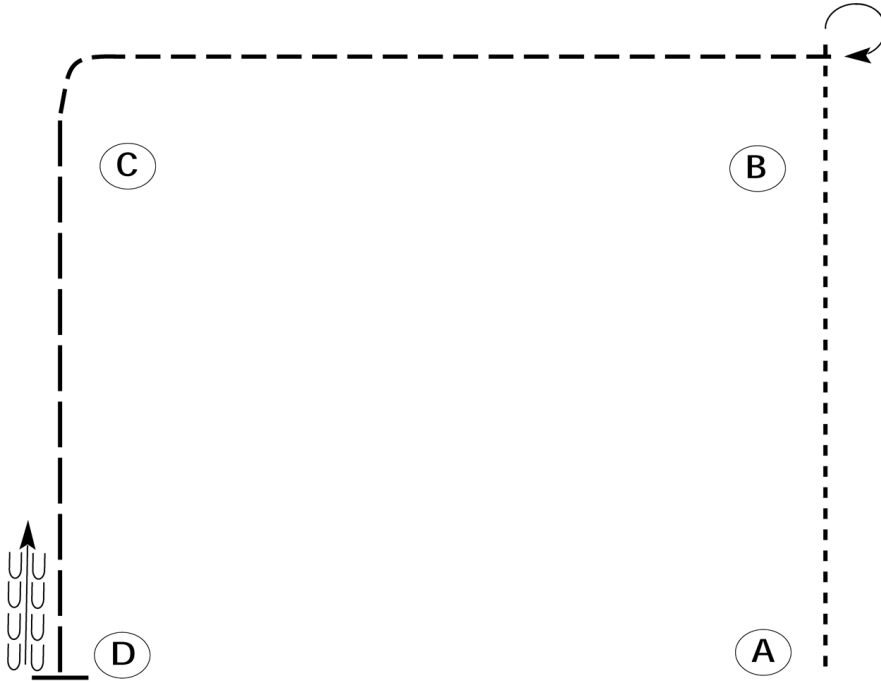
w w w . H o r s e S h o w P a t t e r n s . c o m

w w w . H o r s e S h o w P a t t e r n s . c o m

SPRING BREAKOUT

FRIDAY - HORSEMANSHIP ALL WALK/TROT

Show Date: March 24-27, 2022



Be ready at A.

1. Walk from A to B.
2. Stop past B and execute a 270 degree turn to the right.
3. Jog from B around C.
4. Extend the jog from C to D.
5. Stop at D and back one horse length.

Please exit at a jog.

Walk -----

Jog - - - - -

Extended Jog - - - - -

Lope _____

Leg Yield |||||

Lead Change /

Back ←

Marker (B)

Sidepass ←

[WH/WT-23]

Pattern Provided by:

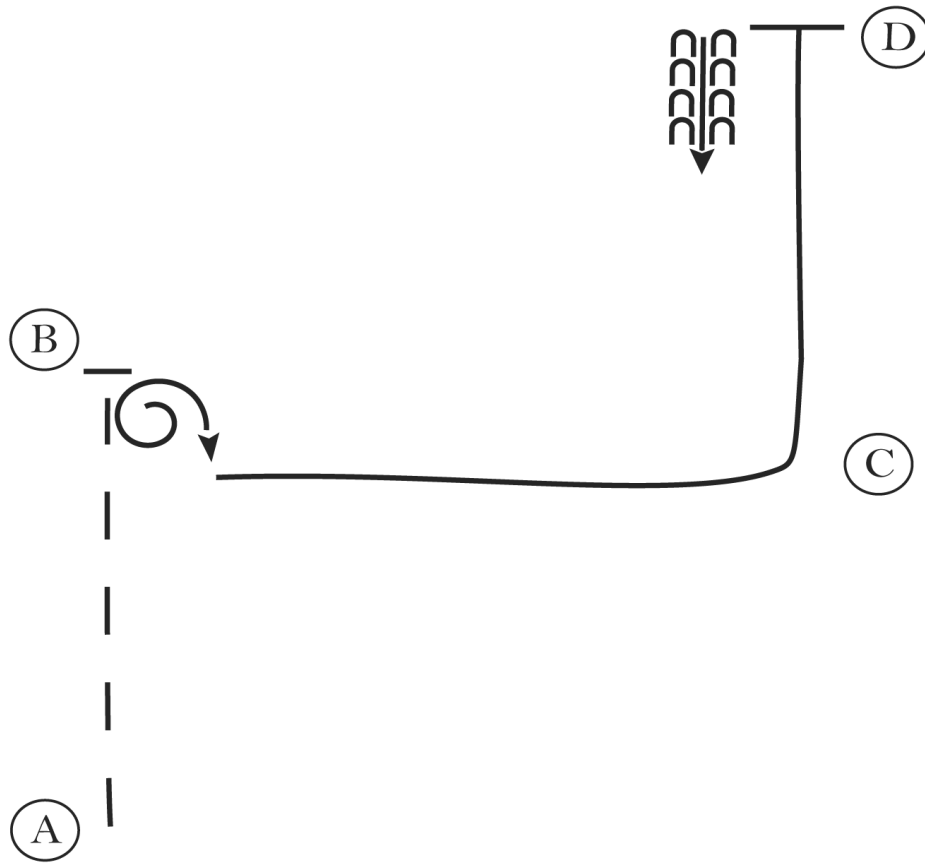
SPRING BREAKOUT

SUNDAY - HORSEMANSHIP 13 & U, 14-18, AMATEUR, SELECT

Show Date: March 24-27, 2022

w w w . H o r s e S h o w P a t t e r n s . c o m

w w w . H o r s e S h o w P a t t e r n s . c o m



1. Extend the jog A to B
2. Stop at B and perform a 450 degree turn to the right
3. Lope on the left lead to C and continue to D
4. Stop at D and back 4 steps

Walk
Jog	-----
Extended Jog	-----
Lope	—————
Leg Yield	
Lead Change	↘
Back	← C C C C
Marker	(B)
Sidepass	← - - - - ←

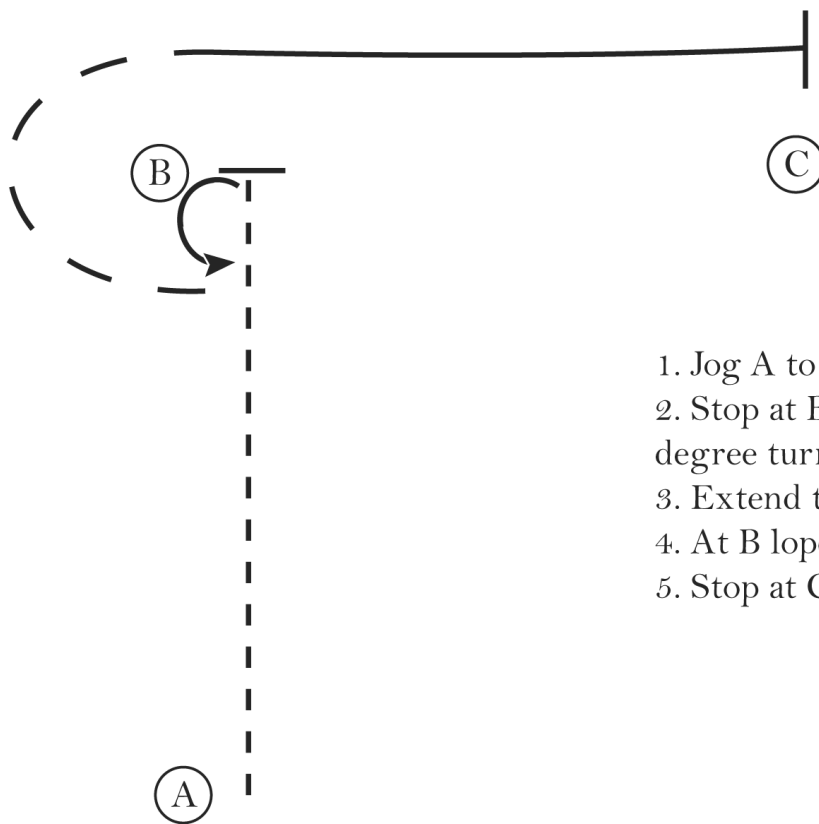
[WH/2-16]

Pattern Provided by:

SPRING BREAKOUT

SUNDAY - HORSEMANSHIP ALL NOVICE, ALL ROOKIS

Show Date: March 24-27, 2022



1. Jog A to B.
2. Stop at B and perform a 180 degree turn to the left.
3. Extend the jog around B.
4. At B lope on the left lead to C.
5. Stop at C.

Walk
Jog	-----
Extended Jog	-----
Lope	—————
Leg Yield	
Lead Change	↘
Back	←←←←←
Marker	(B)
Sidepass	←←←←←

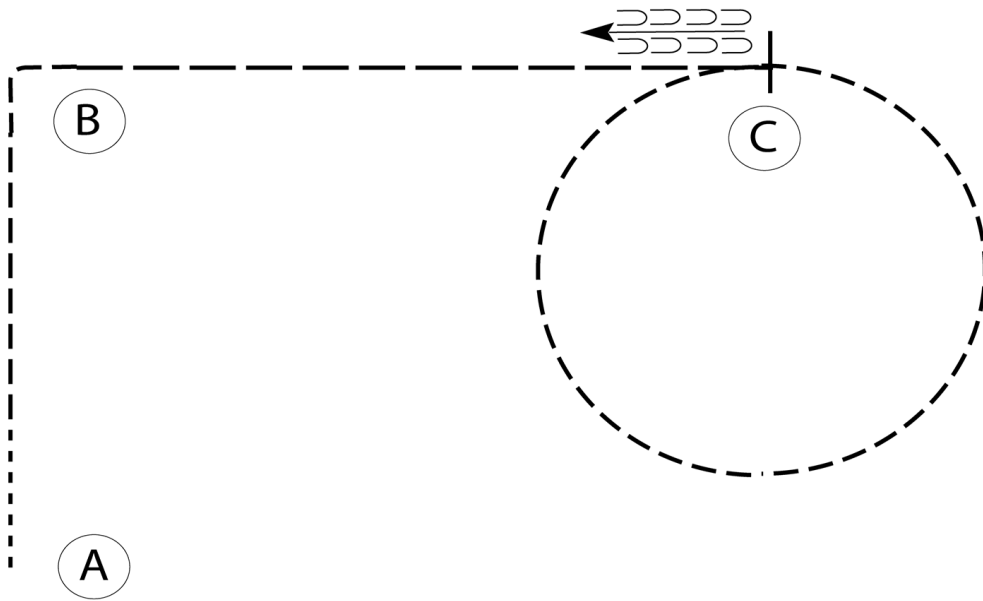
[WH/1-35]

Pattern Provided by:

SPRING BREAKOUT

SUNDAY - HORSEMANSHIP ALL WALK/TROT

Show Date: March 24-27, 2022



Be ready at A.

1. Walk approximately 2 horse lengths from A.
2. Jog to B. Jog a square corner around B.
3. Extend the jog to C.
4. Jog a circle at C.
5. Stop at C and back approximately one horse length.

Follow the instructions of your ring steward.

Walk	-----
Jog	- - - - -
Extended Jog	- - - - -
Lope	—————
Leg Yield	
Lead Change	— / —
Back	← — — — —
Marker	⊙
Sidepass	← — — — — →

[WH/WT-63]

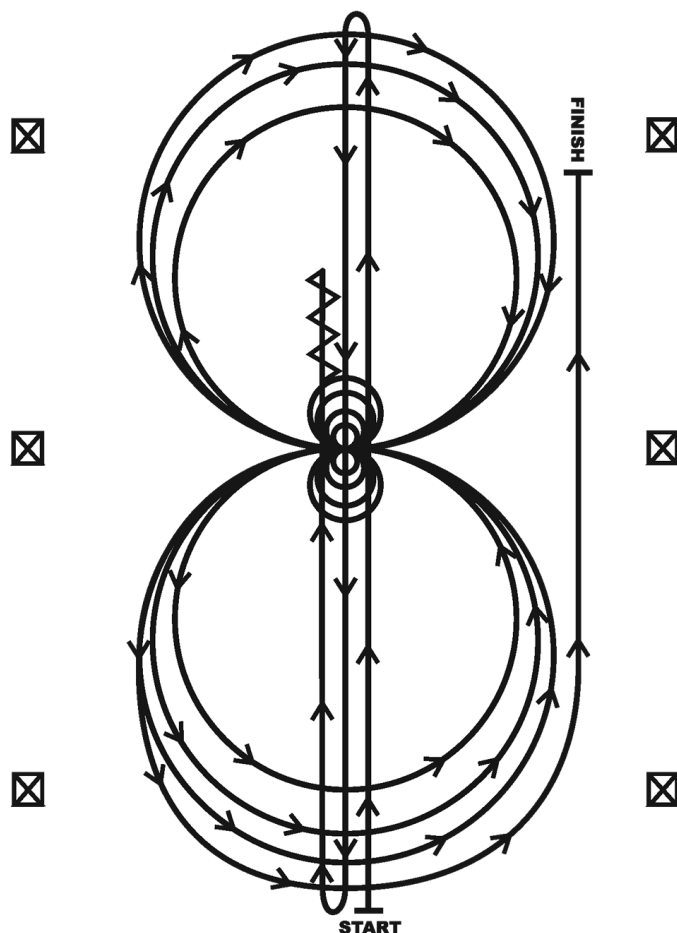
Pattern Provided by:

SPRING BREAKOUT

FRIDAY - REINING - ALL CLASSES

Show Date: March 24-27, 2022

REINING PATTERN I



1. Run at speed to the far end of the arena past the endmarker and do a left rollback—no hesitation.
2. Run to the opposite end of the arena past the end marker and do a right rollback—no hesitation.
3. Run past the center marker and do a sliding stop. Back up to center of the arena or at least ten feet (three meters). Hesitate.
4. Complete four spins to the right. Hesitate.
5. Complete four and one-quarter spins to the left so that horse is facing left wall or fence. Hesitate.
6. Beginning on the left lead, complete three circles to the left: the first circle large and fast; the second circle small and slow; the third circle large and fast. Change leads at the center of the arena.
7. Complete three circles to the right: the first circle large and fast; the second circle small and slow; the third circle large and fast. Change leads at the center of the arena.
8. Begin a large circle to the left but do not close this circle. Run straight up the right side of the arena past the center marker and do a sliding stop at least twenty feet (six meters) from wall or fence. Hesitate to demonstrate the completion of the pattern.

[R/AQHAP-1]

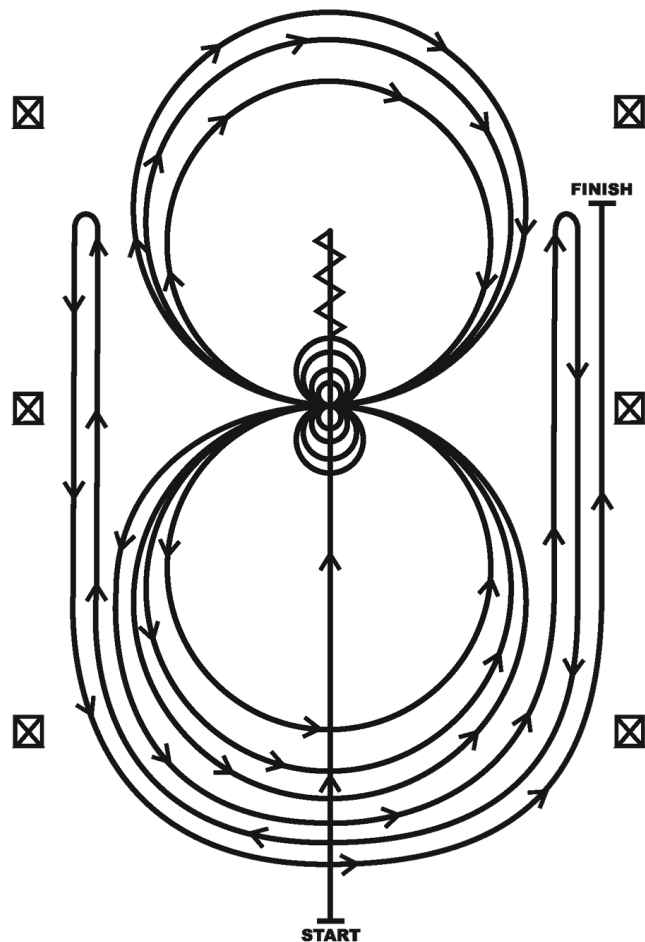
Pattern Provided by:

SPRING BREAKOUT

SATURDAY - REINING - ALL CLASSES

Show Date: March 24-27, 2022

REINING PATTERN 9



1. Run past the center marker and do a sliding stop. Back up to the center of the arena or at least ten feet (three meters). Hesitate.
2. Complete four spins to the right. Hesitate.
3. Complete four and one-quarter spins to the left so that horse is facing the left wall or fence. Hesitate.
4. Beginning on the left lead, complete three circles to the left: the first circle small and slow; the next two circles large and fast. Change leads at the center of the arena.
5. Complete three circles to the right: the first circle small and slow; the next two circles large and fast. Change leads at the center of the arena.
6. Begin a large circle to the left but do not close this circle. Run up the right side of the arena past the center marker and do a right rollback at least twenty feet (six meters) from the wall or fence—no hesitation.
7. Continue back around the previous circle but do not close this circle. Run up the left side of the arena past the center marker and do a left rollback at least twenty feet (six meters) from the wall or fence—no hesitation.
8. Continue back around previous circle but do not close this circle. Run up right side of the arena past the center marker and do a sliding stop at least twenty feet (six meters) from the wall or fence. Hesitate to demonstrate completion of the pattern.

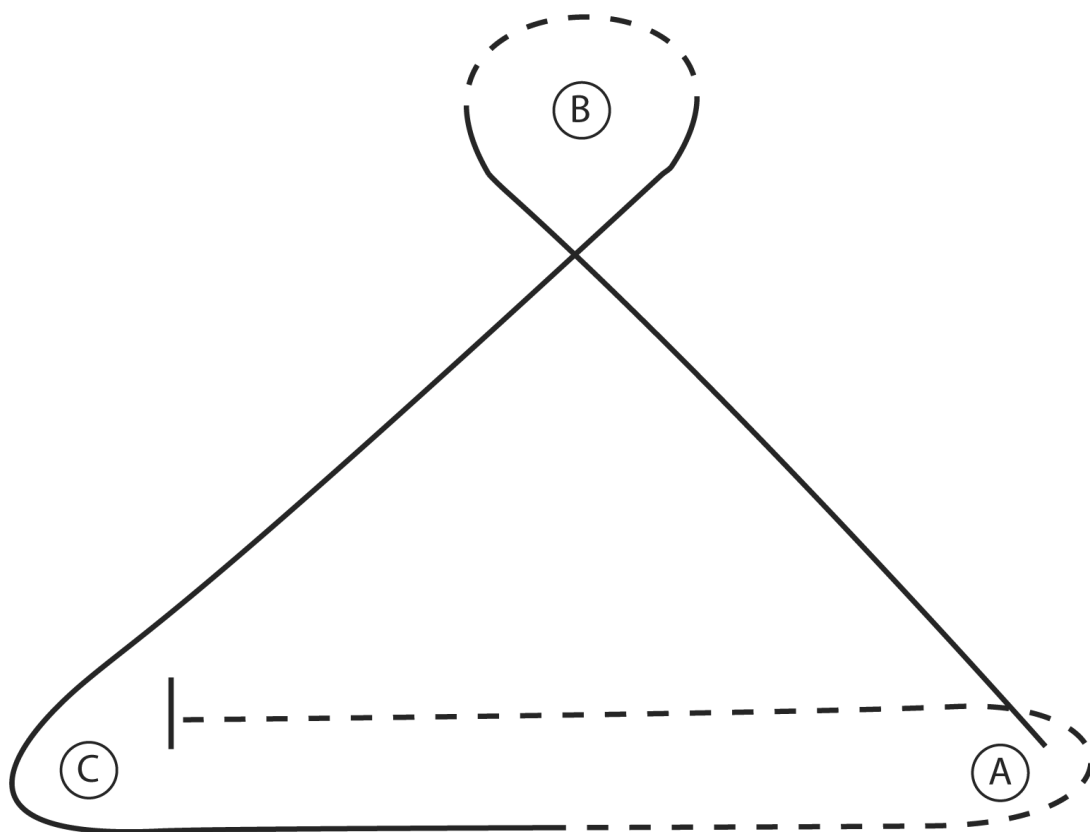
[R/AQHAP-9]

Pattern Provided by:

SPRING BREAKOUT

THURSDAY - EQUITATION YOUTH 13 & u, 14-18, AMATEUR, SELECT

Show Date: March 24-27, 2022



1. Canter on the right lead A to B
2. At B posting trot around B
3. At B canter on the left lead to and around C and continue towards A
4. Halfway to A posting trot on the right diagonal to and around A and continue towards C
5. Halfway to C sit the trot
6. Stop at C

Walk
Trot	-----
Extended Trot	-----
Canter	—————
Leg Yield	
Lead Change	↙↘
Back	←←←←←
Marker	⊙
Sidepass	←-----←

[HSE/2-4]

Pattern Provided by:

www.HorseShowPatterns.com

www.HorseShowPatterns.com

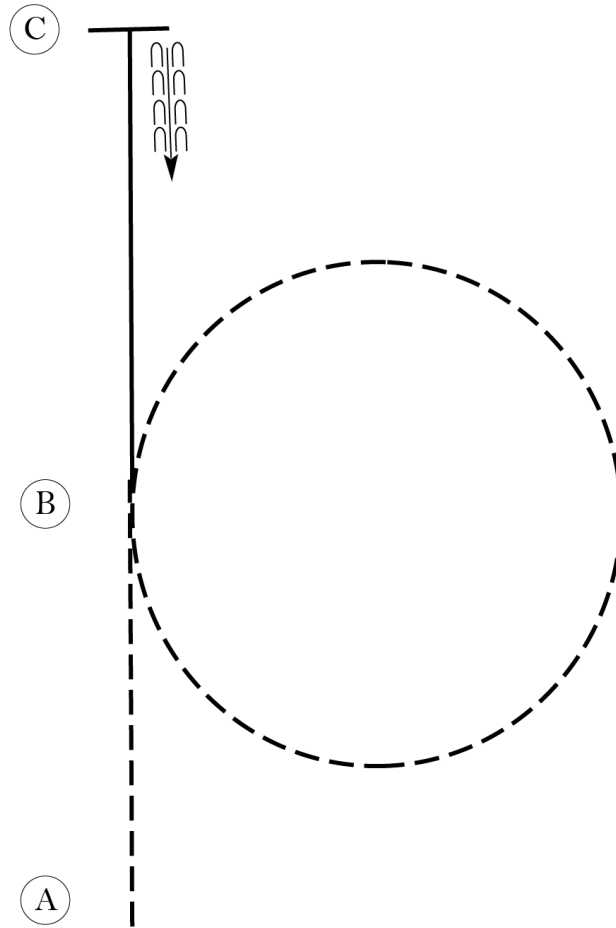
SPRING BREAKOUT

FRIDAY - NOV AM, NOV YTH, ALL ROOKIE

Show Date: March 24-27, 2022

w w w . H o r s e S h o w P a t t e r n s . c o m

w w w . H o r s e S h o w P a t t e r n s . c o m



Be ready before A.

1. Sitting trot A to B.
2. At B, posting trot circle to the right on proper diagonal.
3. At B, canter on the left lead to C.
4. Stop at C and back approximately one horse length.

Walk	-----
Trot	- - - - -
Extended Trot	— — — — —
Canter	—————
Leg Yield	
Lead Change	↙ ↘
Back	← ← ← ← ←
Marker	⊙
Sidepass	← — — — — →
Hand Gallop	— — — — —

[HSE/1-2]

Pattern Provided by:

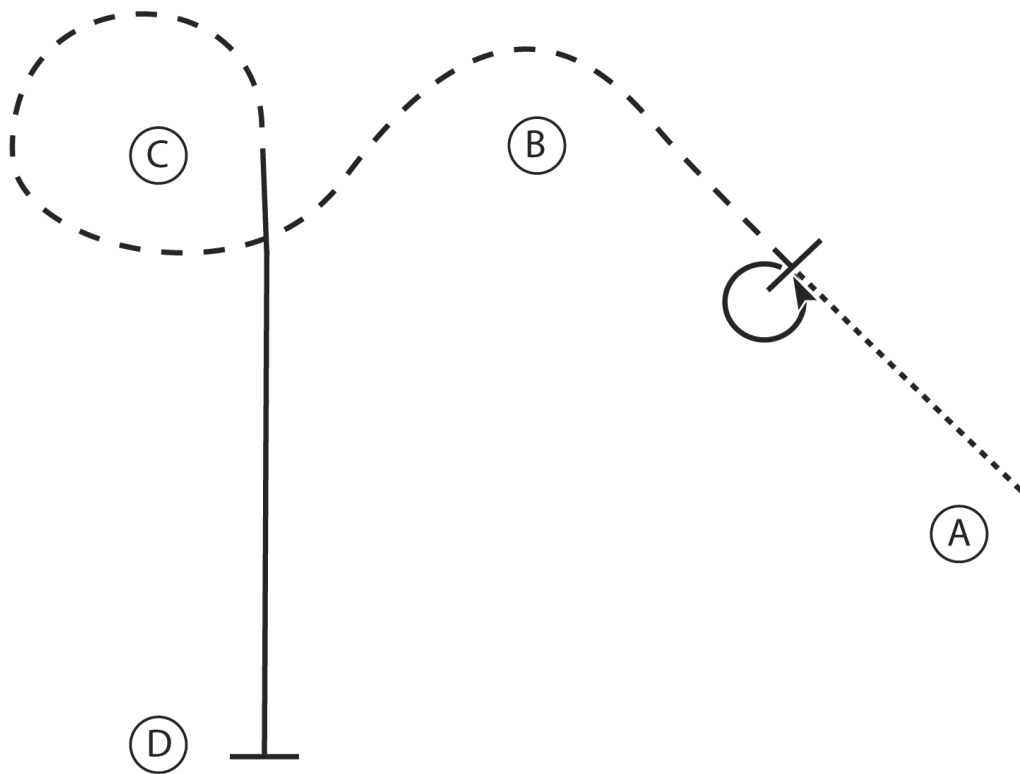
SPRING BREAKOUT

FRIDAY - EQUITATION 13 & U, 14-18, AMATEUR, SELECT

Show Date: March 24-27, 2022

w w w . H o r s e S h o w P a t t e r n s . c o m

w w w . H o r s e S h o w P a t t e r n s . c o m



1. At A walk halfway to B
2. Stop and perform a 360 degree turn to the left on the hindquarters
3. Posting trot to and around B and in a circle around C, performing proper change of diagonal
4. At C canter to D on the right lead
5. Stop at D

Walk
Trot	- - - - -
Extended Trot	— — — — —
Canter	—————
Leg Yield	
Lead Change	↖ ↗
Back	←←←←←
Marker	⊙ (B)
Sidepass	← - - - - →

[HSE/2-1]

Pattern Provided by:

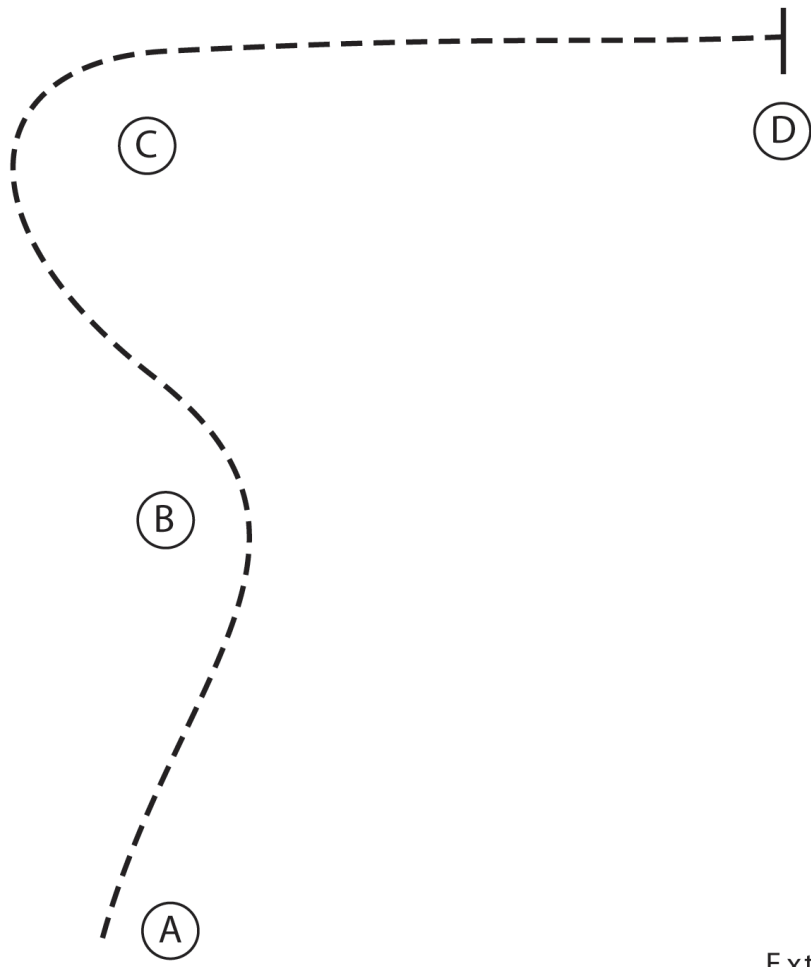
SPRING BREAKOUT

THURSDAY - EQUITATION ALL WALK/TROT

Show Date: March 24-27, 2022

w w w . H o r s e S h o w P a t t e r n s . c o m

w w w . H o r s e S h o w P a t t e r n s . c o m



1. Posting trot A to B and B to and around C showing proper changes of diagonal
2. At C sitting trot to D
3. Stop at D

Walk
Trot	-----
Extended Trot	-----
Canter	—————
Leg Yield	
Lead Change	↘
Back	←←←←←
Marker	⊙ (B)
Sidepass	←←←←←

[HSE/WT-6]

Pattern Provided by:

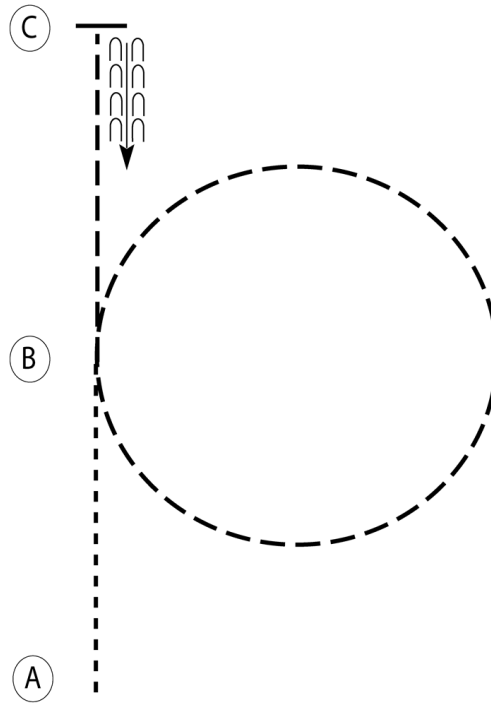
SPRING BREAKOUT

FRIDAY - EQUITATION ALL WALK/TROT

Show Date: March 24-27, 2022

w w w . H o r s e S h o w P a t t e r n s . c o m

w w w . H o r s e S h o w P a t t e r n s . c o m



Be ready at A.

1. Walk from A to B.
2. At B, perform a posting trot circle to the right on the proper diagonal.
3. Return to B and perform a sitting trot to C.
4. Stop at C and back approximately one horse length.

Follow the instructions of your ring steward.

Walk	-----
Trot	- - - - -
Extended Trot	— — — — —
Canter	—————
Leg Yield	
Lead Change	↙ ↘
Back	← ← ← ← ←
Marker	Ⓚ
Sidepass	← — — — — →
Hand Gallop	— — — — —

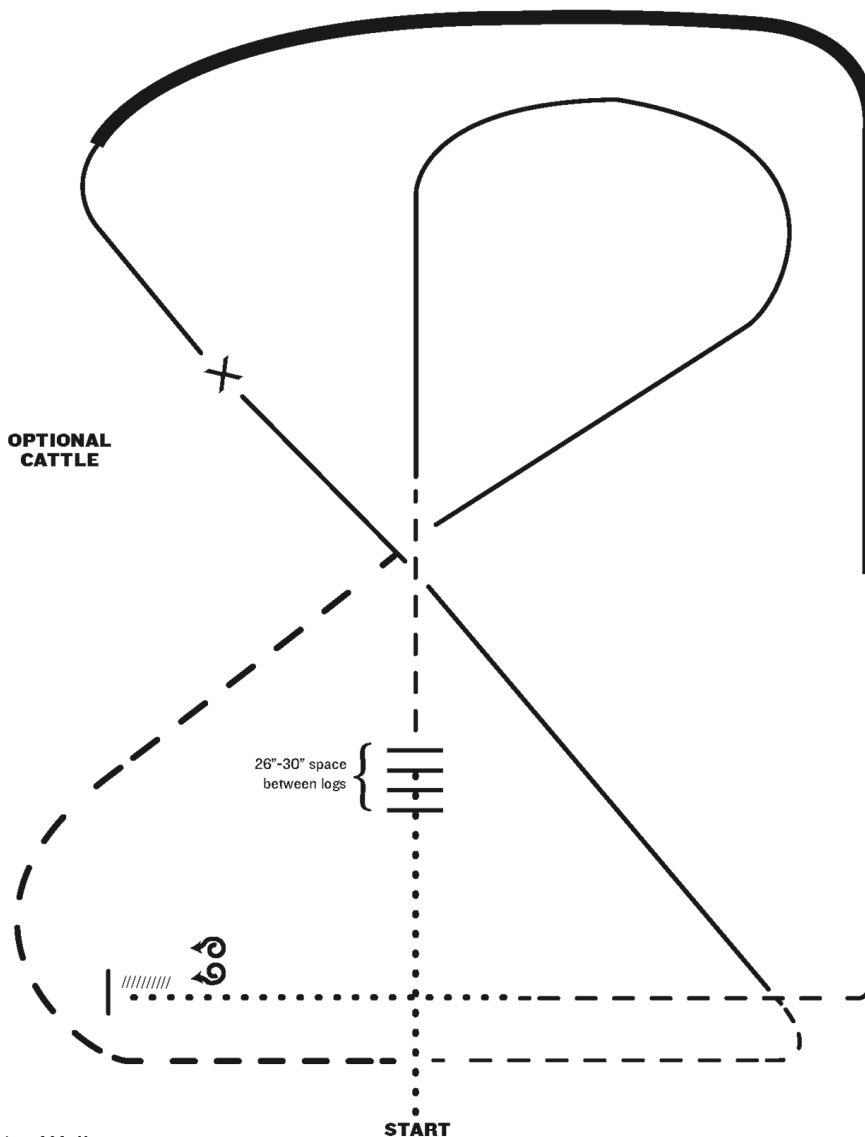
[HSE/WT-32]

Pattern Provided by:

SPRING BREAKOUT

THURSDAY - ALL AQHA RANCH RIDING

Show Date: March 24-27, 2022



1. Walk
2. Walk over logs
3. Trot
4. Lope right lead
5. Extended trot
6. Trot
7. Lope left lead
8. Change leads (simple or flying)
9. Right lead, extended lope
10. Collect Lope
11. Trot
12. Walk
13. Stop and back
14. 360 degree turn each direction (either direction 1st) (L-R or R-L)

Note: The drawn description of this pattern is only intended for the general depiction of the pattern. Exhibitors should utilize the arena space to best exhibit their horses.

[RR/AQHA-5]

Pattern Provided by:

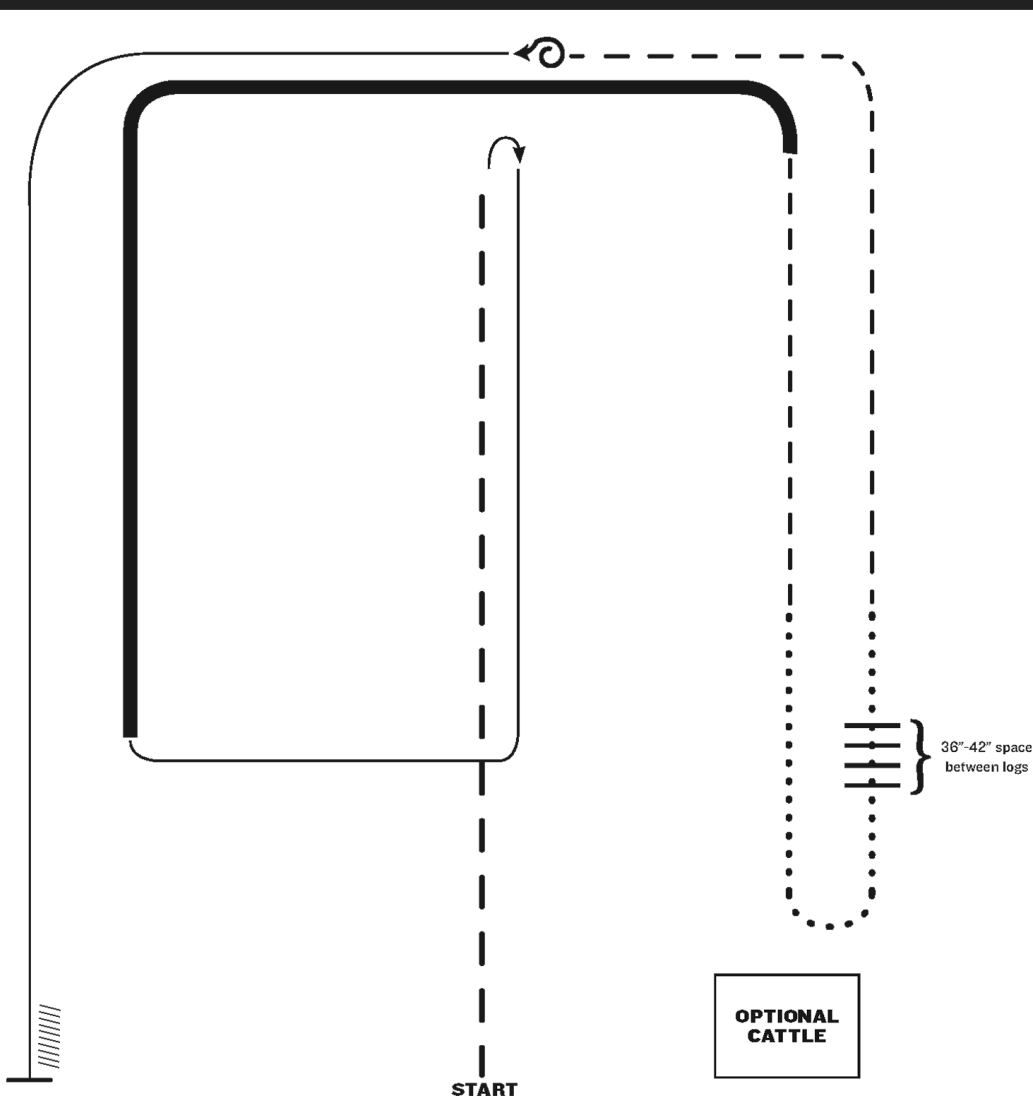
SPRING BREAKOUT

SATURDAY - ALL AQHA RANCH RIDING

Show Date: March 24-27, 2022

www.HorseShowPatterns.com

www.HorseShowPatterns.com



1. Extended trot
2. Stop, rollback right
3. Lope right lead
4. Extended lope (right lead)
5. Trot
6. Walk
7. Walk over logs
8. Walk
9. Trot
10. Stop, 360 left
11. Lope left lead
12. Stop and back

Note: The drawn description of this pattern is only intended for the general depiction of the pattern. Exhibitors should utilize the arena space to best exhibit their horses.

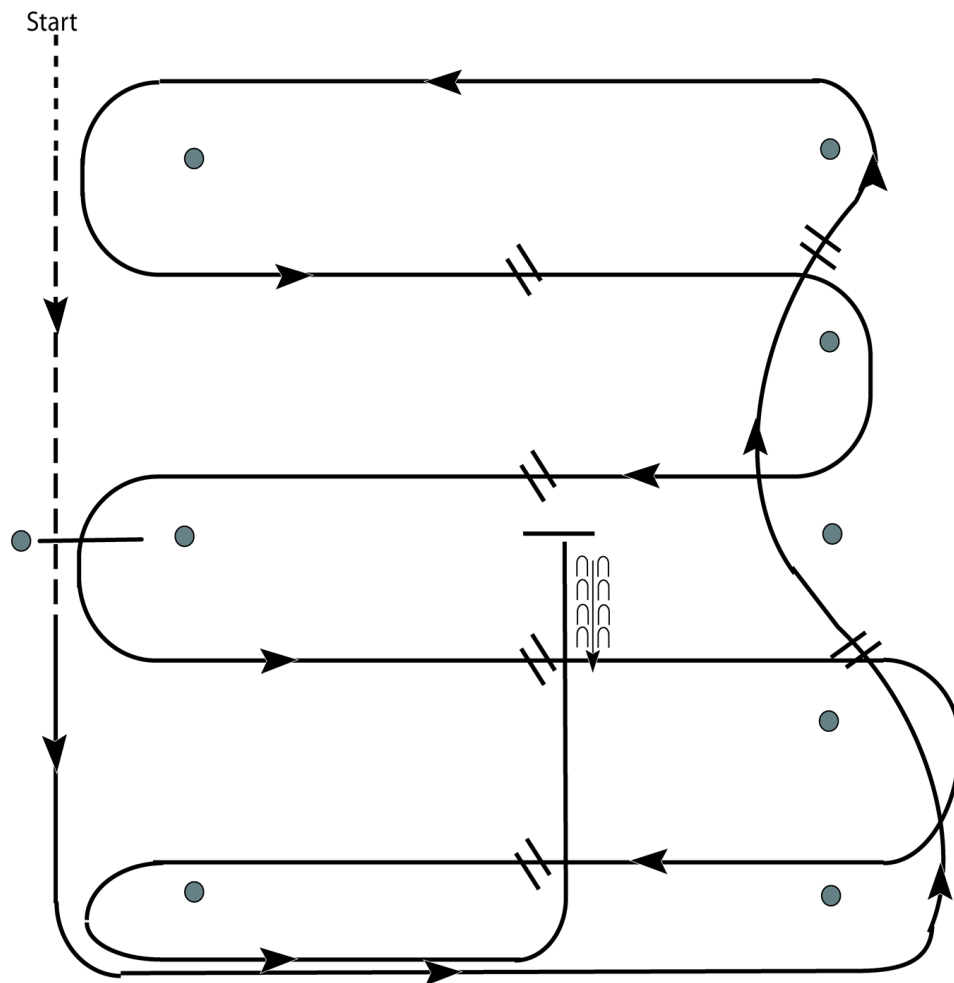
[RR/AQHA-15]

Pattern Provided by:

SPRING BREAKOUT

THURSDAY - WESTERN RIDING - GREEN AND NOVICE

Show Date: March 24-27, 2022



1. Walk at least 15' & jog over log.
2. Transition to left lead and lope around end.
3. First line change.
4. Second line change. Lope around end of arena
5. First crossing change.
6. Second crossing change.
7. Lope over log.
8. Third crossing change.
9. Fourth crossing change.
10. Lope up the center, stop and back.

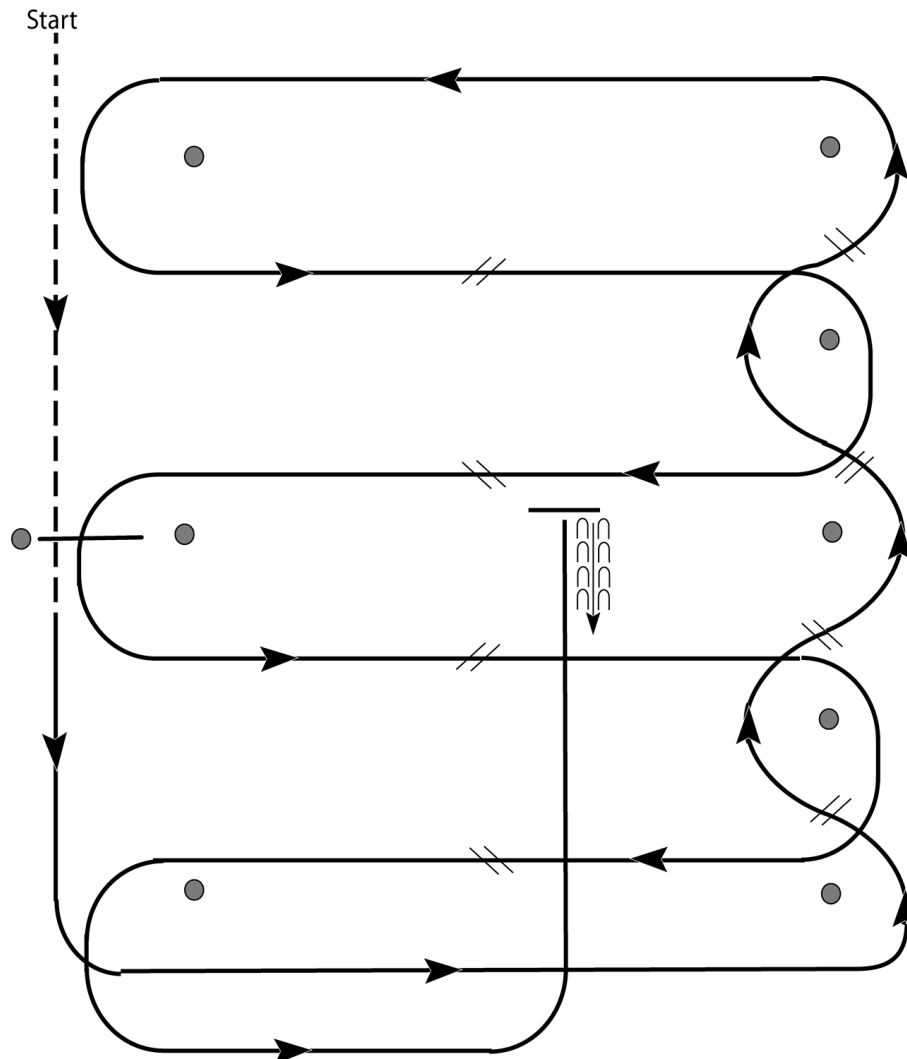
[WR/GP-1]

Pattern Provided by:

SPRING BREAKOUT

THURSDAY - WESTERN RIDING - YOUTH, AM, ALL AGE

Show Date: March 24-27, 2022



1. Walk and jog over log.
2. Transition to lope and lope around end.
3. First line change.
4. Second line change.
5. Third line change.
6. Fourth line change and lope around the end of the arena.
7. First crossing change.
8. Second crossing change.
9. Lope over log.
10. Third crossing change.
11. Fourth crossing change.
12. Lope up the center, stop and back.

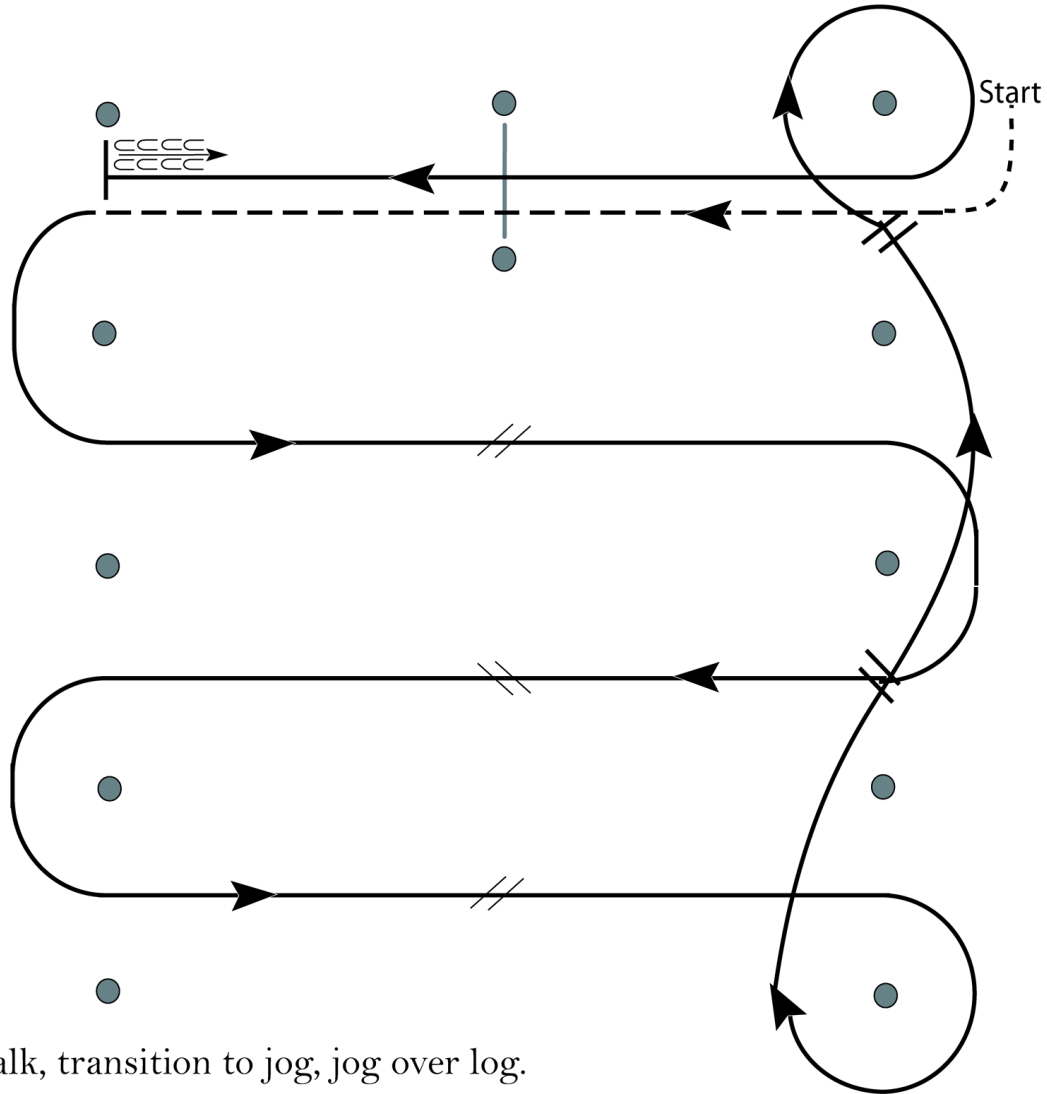
[WR/OP-1]

Pattern Provided by:

SPRING BREAKOUT

FRIDAY - WESTERN RIDING - GREEN AND NOVICE

Show Date: March 24-27, 2022



1. Walk, transition to jog, jog over log.
2. Transition to left lead lope.
3. First crossing change.
4. Second crossing change.
5. Third crossing change.
6. Circle and first line change.
7. Second line change and circle.
8. Lope log.
9. Stop and back.

w w w . H o r s e S h o w P a t t e r n s . c o m

w w w . H o r s e S h o w P a t t e r n s . c o m

[WR/GP-2]

Pattern Provided by:

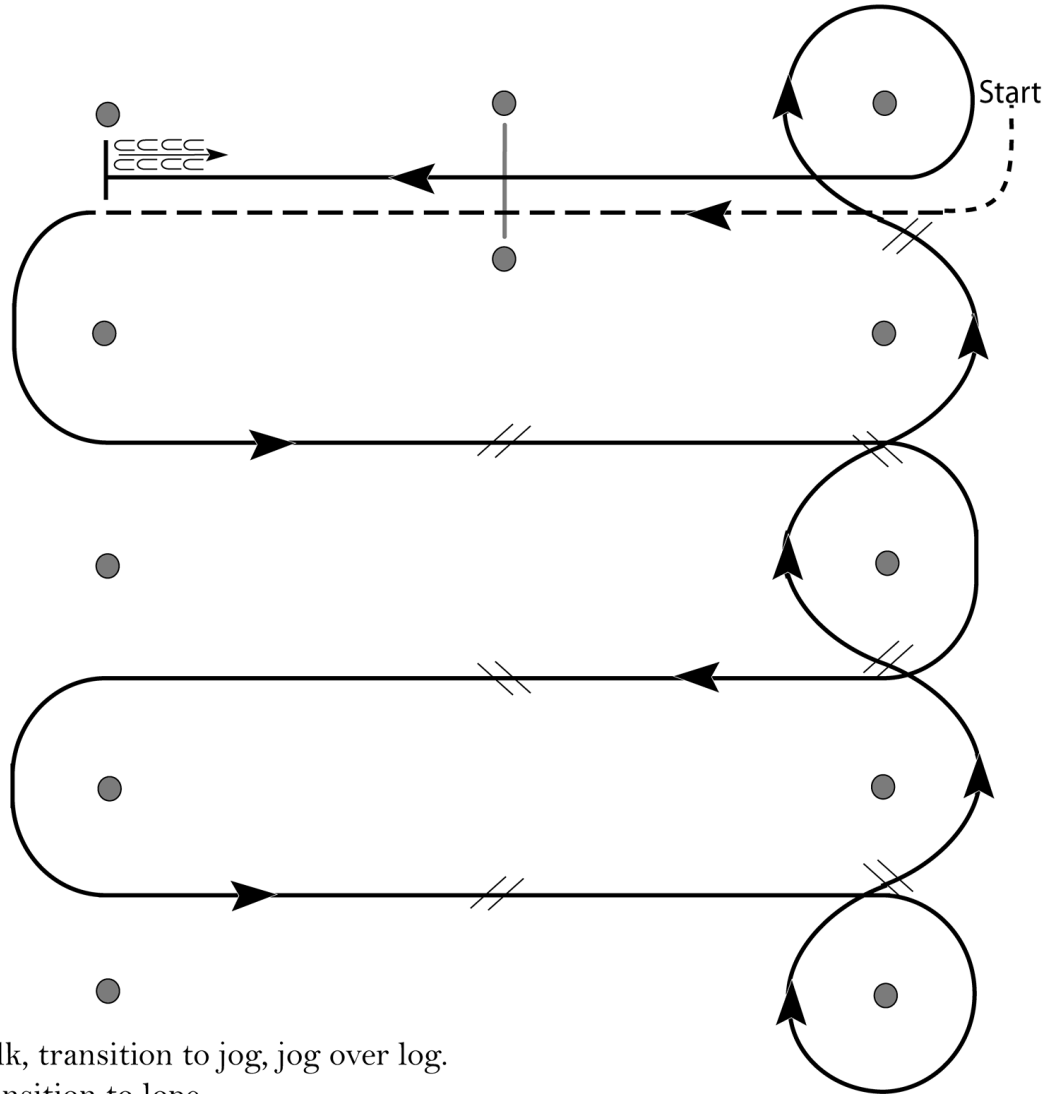
SPRING BREAKOUT

FRIDAY - WESTERN RIDING - YOUTH, AM, ALL AGE

Show Date: March 24-27, 2022

w w w . H o r s e S h o w P a t t e r n s . c o m

w w w . H o r s e S h o w P a t t e r n s . c o m



1. Walk, transition to jog, jog over log.
2. Transition to lope.
3. First crossing change.
4. Second crossing change.
5. Third crossing change.
6. Circle and first line change.
7. Second line change.
8. Third line change.
9. Fourth line change and circle.
10. Lope log.
11. Lope, stop and back.

[WR/OP-2]

Pattern Provided by:

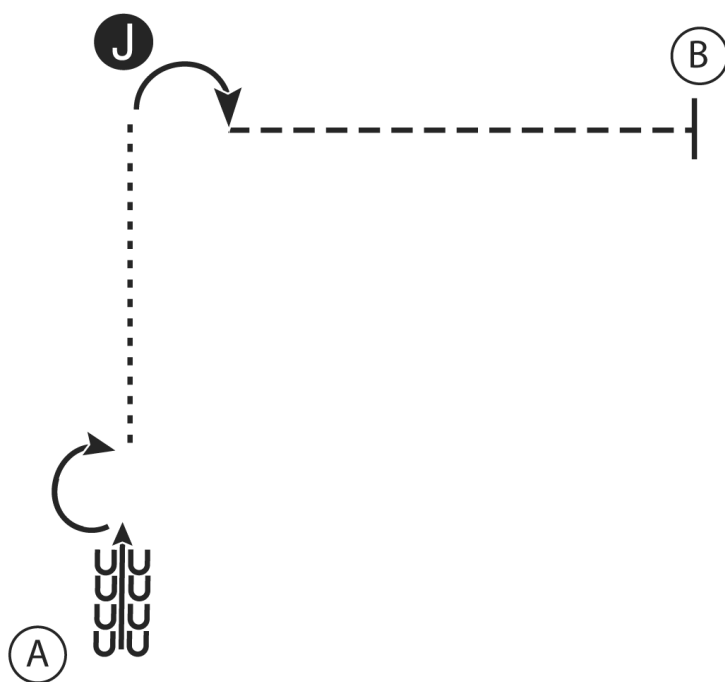
SPRING BREAKOUT

SDAY - SHOWMANSHIP NOV YOUTH, NOV AMATEUR, ROOKIE, 13 & U

Show Date: March 24-27, 2022

w w w . H o r s e S h o w P a t t e r n s . c o m

w w w . H o r s e S h o w P a t t e r n s . c o m



1. Back 4 steps at A
2. Perform a 180 degree turn
3. Walk to the judge and set up for inspection
4. When dismissed perform a 90 degree turn and trot to B
5. Stop at B

- Walk - - - - -
- Trot - - - - -
- Back ←
- Marker (B)
- Judge (J)

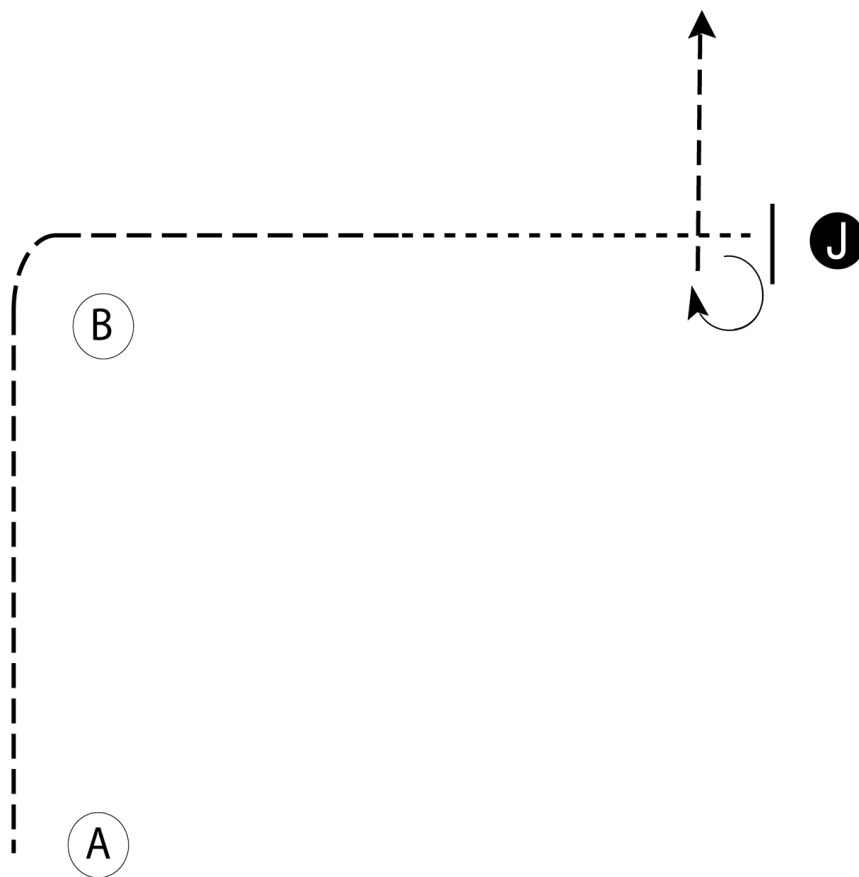
[S/1-2]

Pattern Provided by:

SPRING BREAKOUT

SATURDAY - SHOWMANSHIP ALL NOVICE, ALL ROOKIE SMALL FRY

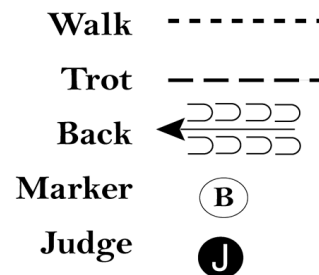
Show Date: March 24-27, 2022



Be ready at A.

1. Trot from A around B and half way to the Judge.
2. Break to the walk.
3. Walk to the Judge and set up for inspection.
4. When dismissed, perform a 270 degree turn and trot straight away from the Judge.

Follow the instructions of your ring steward.



[S/1-33]

Pattern Provided by:

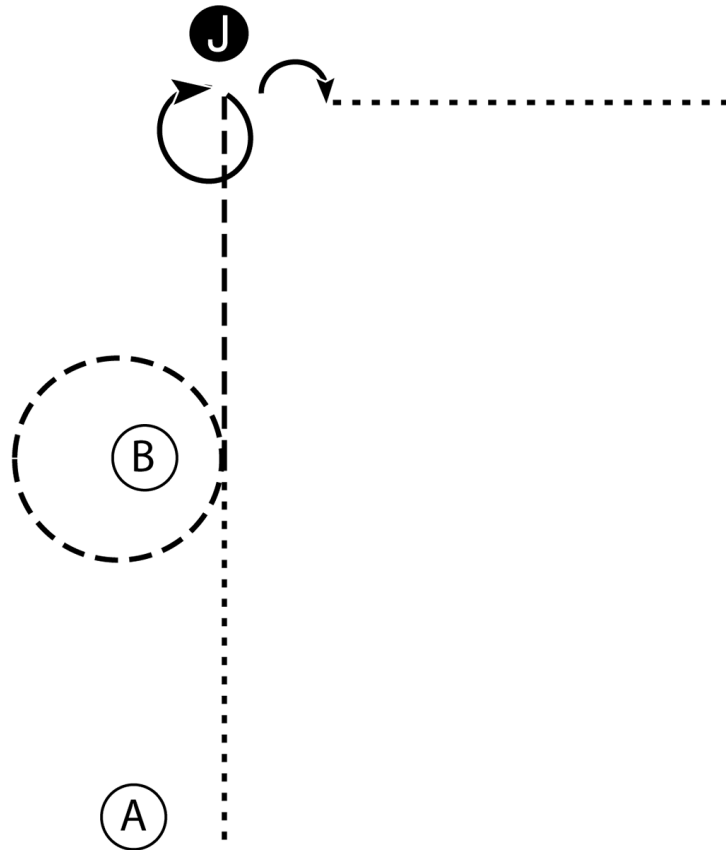
SPRING BREAKOUT

SATURDAY - SHOWMANSHIP 13 & u, 14-18, AMATEUR, SESLECT

Show Date: March 24-27, 2022

w w w . H o r s e S h o w P a t t e r n s . c o m

w w w . H o r s e S h o w P a t t e r n s . c o m



1. Walk from A to B.
2. At B trot. Trot a circle around B and continue to the Judge.
3. Stop and perform a 360 degree turn. Set up for inspection.
4. When dismissed perform a 90 degree turn.
5. Walk straight away from the Judge.

Walk
Trot - - - - -
Back ←
Marker (B)
Judge (J)

[S/2-8]

Pattern Provided by:

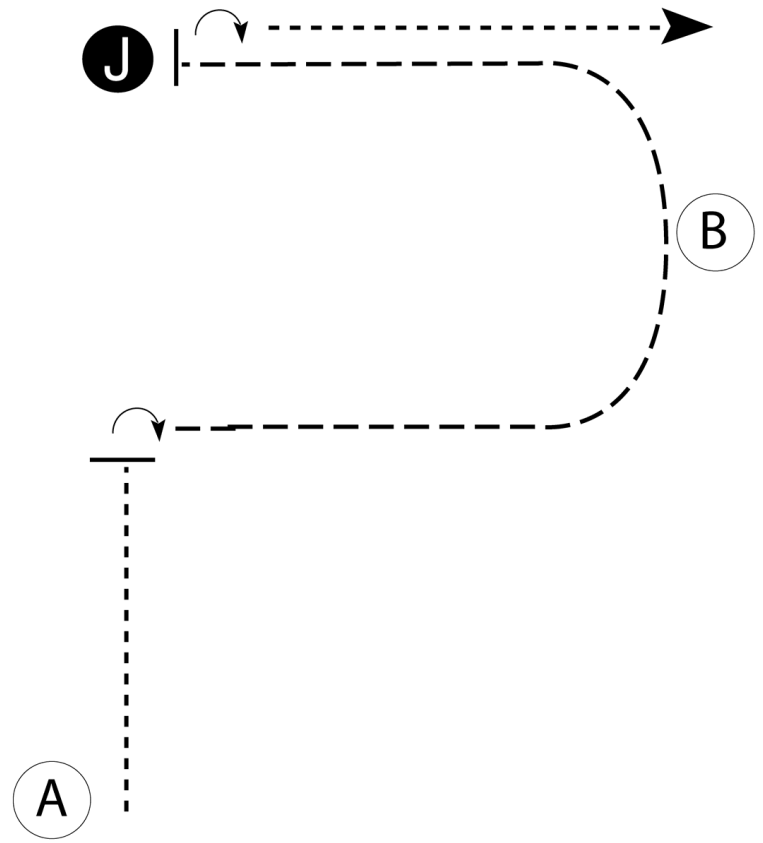
SPRING BREAKOUT

DAY - SHOWMANSHIP 13 & u, YOUTH 14-18, AMATEUR, SELECT, NSB

Show Date: March 24-27, 2022

w w w . H o r s e S h o w P a t t e r n s . c o m

w w w . H o r s e S h o w P a t t e r n s . c o m



Be ready at A.

1. When acknowledged, walk halfway to judge.
2. Stop and perform a 90 degree turn.
3. Trot around to judge as shown.
4. Stop and set up for inspection.
5. When dismissed, perform a 180 degree turn.
6. Walk straight away to exit.

Follow the instructions of your ring steward.

Walk	-----
Trot	- - - - -
Back	←
Marker	ⓑ
Judge	ⓐ

[S/2-64]

Pattern Provided by:

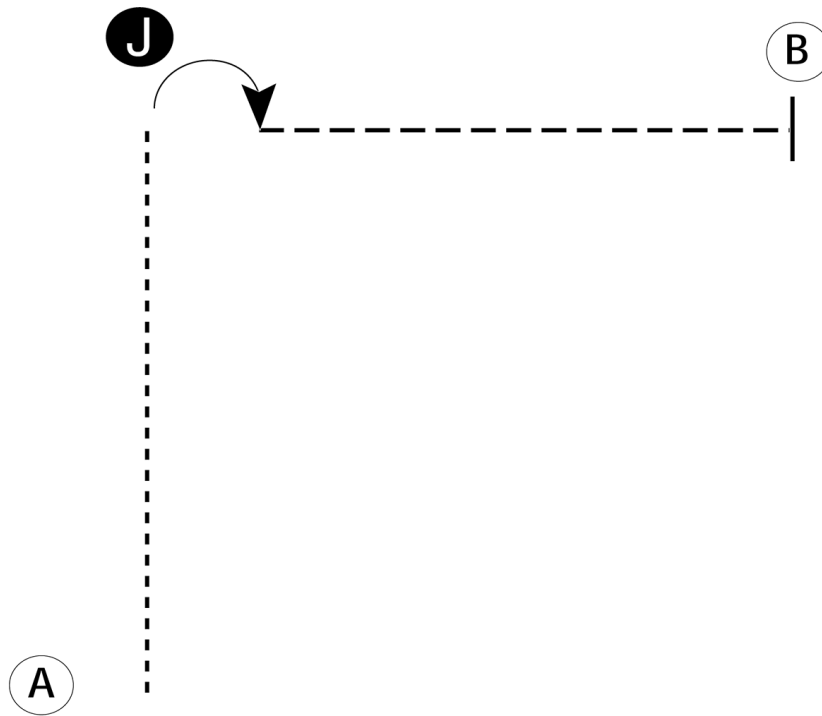
SPRING BREAKOUT

THURSDAY - SHOWMANSHIP SMALL FRY

Show Date: March 24-27, 2022

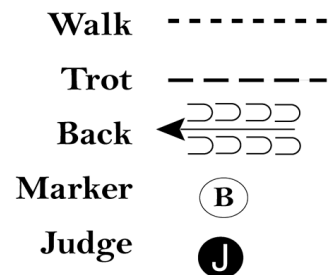
w w w . H o r s e S h o w P a t t e r n s . c o m

w w w . H o r s e S h o w P a t t e r n s . c o m



Be ready at A.

1. Walk from A to Judge.
2. Stop and set up for inspection.
3. When dismissed, perform a 90 degree turn.
4. Trot away from judge to B.
5. Stop at B.
6. Follow the instructions of your ring steward.



[SWT-7]

Pattern Provided by: